

Empathy & Awareness: Found Object Photo Story

STUDENT NAME _____

PROJECT DESCRIPTION Found Object Photo Story is a digital photography and writing project that engages you in direct observation and discovery as you create stylized photos, write first-person fiction, and deepen your skills of empathy and awareness of the material world to create a compelling work of storytelling art.

PROJECT RUBRIC Use the rubric below to track your progress, confirm project requirements and help you finish on time!

[Circle criteria met in columns & write scores below.]	4	3	2	1
WRITING INCLUDES [assess worksheet] 1. Lost & Found reflection 2. Trash & Nature reflection 3. Found Trash 4. Found Nature Score__	Includes all 4 requirements	Includes 3 requirements	Includes 2 requirements	Includes only 1 or fewer requirements
PHOTO INCLUDES [assess layout] 1. Object is in focus 2. Proper exposure & lighting technique 3. Full object & background fill frame 4. Successful filtering of object Score__	Includes all 4 requirements	Includes 3 of the requirements	Includes 2 of the requirements	Includes only 1 or fewer requirements
LAYOUT INCLUDES [assess layout] 1. Portrait fills one side of layout top to bottom 2. Includes 4-part header & two-part first person story 3. Font, margin & page background meet requirements 4. Spelling and punctuation Score__	Includes all 4 requirements	Includes 3 of the requirements	Includes 2 of the requirements	Includes only 1 or fewer requirements

Total Score:


Comments:

Empathy & Awareness: Found Object Photo Story

1 Lost & Found


What's the most important thing you've lost and how did you react?

draw it!



What is the coolest thing you've found and what did you do with it?


draw it!



2 Trash & Nature


When you see trash what do you do: pick it up, ignore it, throw more?

draw it!



Where do you spend time outdoors and how does it make you feel?

draw it!



Empathy & Awareness: Found Object Photo Story

3 TRASH found

What trash did you find? _____

Where? _____

Write at least 3 descriptive adjectives to describe the trash:

1. _____
2. _____
3. _____

4 NATURE found

What natural thing did you find? _____

Where? _____

Write at least 3 descriptive adjectives to describe the item:


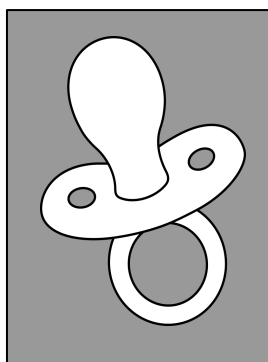
1. _____
2. _____
3. _____



Photography

Finished with your writing? Set-up both your objects, get lighting materials and a paper background, and take your photos:

- a. Use black, gray or white background paper
- b. Photograph your trash & nature items separately
- c. Photographs must be portrait shaped [not landscape]
- d. Don't crop out any part of objects
- e. Background paper should fill all edges of frame
- f. Make object big but leave some space around it
- g. Choose your best photo of each and duplicate them
- h. Edit different versions of your best until you are happy with the results



[sample photos]

Empathy & Awareness: Found Object Photo Story

Story



Pick ONE photo for your story and write about it below:

Found [call the object what it is, i.e. "plastic fork"]: _____

Date [include date & time when found, i.e. Monday, July 1, 2017, 9:23a.m.]: _____

Location [be specific about where you found it, including City and state]: _____

Condition [use adjectives to describe how it looks, feels, smells, etc.]: _____

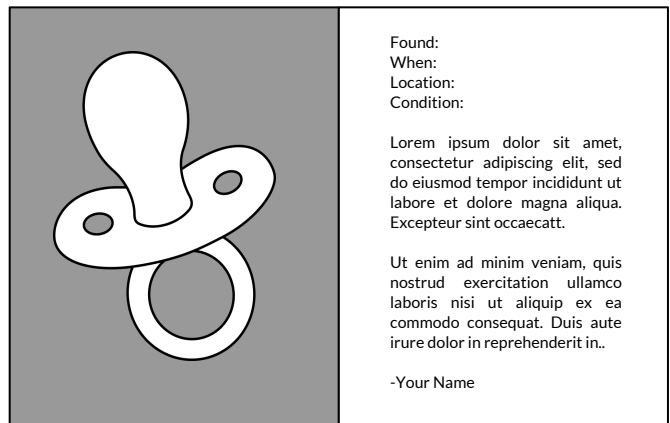
Where I came from before you found me [write in first person]: _____

How it felt to be where I was on the ground, in a tree, etc. [write in first person]: _____



Layout Checklist

- a. ONE HALF of layout is filled with photo
- b. PAGE BACKGROUND is white on opposite side
- c. FONT TYPE is Lato
- d. FONT SIZE is 11 px
- e. FONT COLOR is black
- f. HEADER has Found, When, Location & Condition
- g. STORY describes past and present w/out prompts
- h. FULL NAME is typed beneath story
- i. LEFT/RIGHT MARGINS are at least 1"
- j. TEXT is "Full Justify"
- k. TEXT is centered between top/bottom of page



[example layout]



Empathy & Awareness: Found Object Photo Story



Peer Feedback

Name of student giving feedback: _____

Name of student receiving feedback: _____

What are the strengths of the photo and story? _____

What could be improved?: _____



Personal Statement

Describe *the steps* you took to create the photo and story:

What emotion do you want people to *feel* when they see your photo and read the story?

What *did you learn* by making the found object photo story?
